



### District Report Card: 2017


<b>State:</b> Tamil Nadu	<b>District:</b> Kanniyakumari
<b>Class:</b> 3	<b>Subject:</b> Language
<b>Schools:</b> 61	<b>Students:</b> 947


### Participation/Coverage


#### Students

<b>GENDER</b> 	Boys		Girls	
	Number	%	Number	%
	479	50.58	468	49.42

<b>AREA</b> 	Rural		Urban	
	Number	%	Number	%
	651	68.74	296	31.26

<b>CATEGORY</b> 	SC		ST		OBC		GEN	
	Number	%	Number	%	Number	%	Number	%
	87	9.19	5	0.53	760	80.25	95	10.03

<b>CWSN</b> 	LD	VI	HI	S&LD	ID	Oth
	6	0	1	1	7	2

<b>Management</b> 	Government		Government-aided	
	Number	%	Number	%
	521	55.02	426	44.98

### Average Performance of Students in Language (%)

Overall	Gender		Area		Management		Social Group			
	Male	Female	Rural	Urban	Govt.	Aided	SC	ST	OBC	GEN
63.75	60.58	66.98	63.22	64.91	59.72	68.67	60.77	68.00	64.40	60.98

## Performance on Learning Outcomes (LOs)

Learning Outcomes	Description	Average Performance(%)
L304	Reads small texts with comprehension i.e., identifies main ideas, details, sequence and draws conclusions	64.05
L312	Reads printed scripts on the classroom walls: poems, posters, charts etc.	63.13

Range of Performance of Students who Answered Correctly							
Below 30%		30% - 50%		50% - 75%		Above 75%	
Number	%	Number	%	Number	%	Number	%
71	7.50	191	20.17	378	39.92	307	32.42

### Lowest Performing Learning Outcomes (LOs)

- 1 - Reads printed scripts on the classroom walls: poems, posters, charts etc. (63.13)
- 2 - Reads small texts with comprehension i.e., identifies main ideas, details, sequence and draws conclusions (64.05)